

PIPES

Information

Steel pipes are long, hollow tubes that are used for various purposes. They are produced by two distinct methods which result in either a welded or seamless pipe. In both methods, raw steel is first cast into a more workable starting form, before being made into a pipe by stretching out into a seamless tube or forcing the edges together and sealing them with a weld. All pipes are measured by their Nominal Inside Diameter and their Wall Thickness, which is based on a Schedule number. The higher the schedule number, the thicker the wall.



Applications

Textile machinery, chemicals, fertilizers, food processing, power plants, construction, architecture, pharmaceuticals, oil and gas processing, mining, water treatment facilities, energy industries, refinery and petrochemicals.

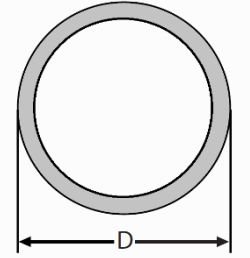
Features

- High tensile strength
- Corrosion and heat resistant
- Highly resistant to impact and shock
- Fairly lightweight and highly durable
- Good elasticity and ductility
- Very versatile and easy to weld



API SEAMLESS PIPES / API ERW PIPES

Material Specification: ASTM A53/A106
API 5L

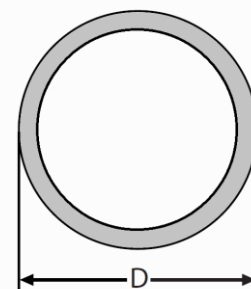


(Metric units)

Nom. Size	O.D.	Schedule 10		Schedule 20		Schedule 30		Standard (P.E.)		Schedule 40		Schedule 60		Extra Strong		Schedule 80		Schedule 100		Schedule 120		Schedule 140		Schedule 160		XX Strong			
		Inch	Inch	Wall	Lbs/Ft	Wall	Lbs/Ft	Wall	Lbs/Ft	Wall	Lbs/Ft	Wall	Lbs/Ft	Wall	Lbs/Ft	Wall	Lbs/Ft	Wall	Lbs/Ft	Wall	Lbs/Ft	Wall	Lbs/Ft	Wall	Lbs/Ft	Wall	Lbs/Ft	Wall	Lbs/Ft
1/8	0.405							0.068	0.24	0.068	0.24			0.095	0.31	0.095	0.31												
1/4	0.54							0.088	0.42	0.088	0.42			0.119	0.54	0.119	0.54												
3/8	0.657							0.091	0.57	0.091	0.57			0.126	0.74	0.126	0.74												
1/2	0.84							0.109	0.85	0.109	0.85			0.147	1.09	0.147	1.09								0.188	1.31	0.294	1.71	
3/4	1.05							0.113	1.13	0.113	1.13			0.154	1.47	0.154	1.47								0.219	1.94	0.308	2.44	
1	1.032							0.133	1.68	0.133	1.68			0.179	2.17	0.179	2.17								0.25	2.84	0.358	3.66	
1-1/4	1.66							0.14	2.27	0.14	2.27			0.191	3	0.191	3								0.25	3.76	0.382	5.21	
1-1/2	1.9							0.145	2.72	0.145	2.72			0.2	3.63	0.2	3.63								0.281	4.86	0.4	6.41	
2	2.375							0.154	3.65	0.154	3.65			0.218	5.02	0.218	5.02								0.344	7.46	0.436	9.03	
2-1/2	2.875							0.203	5.79	0.203	5.79			0.276	7.66	0.276	7.66								0.375	10.01	0.552	13.69	
3	3.5							0.216	7.58	0.216	7.58			0.3	10.25	0.3	10.25								0.438	14.32	0.6	18.58	
3-1/2	4							0.226	9.11	0.226	9.11			0.318	12.5	0.318	12.5										0.636	22.85	
4	4.5							0.237	10.79	0.237	10.79			0.337	14.98	0.337	14.98			0.438	19				0.531	22.51	0.674	27.54	
5	5.563							0.258	14.62	0.258	14.62			0.375	20.78	0.375	20.78			0.5	27.04				0.625	32.96	0.75	38.55	
6	6.625							0.28	18.97	0.28	18.97			0.432	28.57	0.432	28.57			0.562	36.39				0.719	45.35	0.864	53.16	
8	8.625			0.25	22.36	0.277	24.7	0.322	28.55	0.322	28.55	0.406	35.64	0.5	43.39	0.5	43.39	0.594	50.95	0.719	60.71	0.812	67.76	0.906	74.69	0.875	72.42		
10	10.75			0.25	28.04	0.307	34.24	0.365	40.48	0.365	40.48	0.5	54.74	0.5	54.74	0.594	64.43	0.719	77.03	0.844	89.29	1	104.13	1.125	115.64	1	104.13		
12	12.75			0.25	33.38	0.33	43.77	0.375	49.56	0.406	53.52	0.562	73.15	0.5	65.24	0.688	88.63	0.844	107.32	1	125.49	1.125	139.67	1.312	160.27	1	125.49		
14	14	0.25	36.71	0.312	45.61	0.375	54.57	0.375	54.57	0.438	63.44	0.594	85.05	0.5	72.09	0.75	106.13	0.938	130.85	1.094	150.79	1.25	170.21	1.406	189.11				
16	16	0.25	42.05	0.312	52.27	0.375	62.58	0.375	62.58	0.5	82.77	0.656	107.5	0.5	82.77	0.844	136.61	1.031	164.82	1.219	192.43	1.438	223.64	1.594	245.25				
18	18	0.25	47.39	0.312	58.94	0.438	82.15	0.375	70.59	0.562	104.67	0.75	138.17	0.5	93.45	0.938	170.92	1.156	207.96	1.375	244.14	1.562	274.22	1.781	308.55				
20	20	0.25	52.73	0.375	78.6	0.5	104.13	0.375	78.6	0.594	123.11	0.812	166.4	0.5	104.13	1.031	208.87	1.281	256.19	1.5	296.37	1.75	341.1	1.969	379.14				
22	22	0.25	58.07	0.375	86.61	0.5	114.81	0.375	86.61			0.875	197.41	0.5	114.81	1.125	250.81	1.375	302.88	1.625	353.61	1.875	403.01	2.125	451.07				
24	24	0.25	63.41	0.375	94.62	0.562	140.68	0.375	94.62	0.688	171.29	0.969	238.35	0.5	125.49	1.219	296.53	1.531	367.45	1.812	429.5	2.062	483.24	2.344	542.09				
26	26	0.312	85.6	0.5	136.17			0.375	102.63					0.5	136.17														
28	28	0.312	92.41	0.5	146.85	0.625	182.73	0.375	110.64					0.5	146.83														
30	30	0.312	98.93	0.5	157.53	0.625	196.08	0.375	118.65					0.5	157.53														
32	32	0.312	105.59	0.5	168.21	0.625	209.43	0.375	126.66	0.688	229.92			0.5	168.21														
34	34	0.312	112.25	0.5	178.89	0.625	222.73	0.375	134.67	0.688	244.77			0.5	178.89														
36	36	0.312	118.92	0.5	189.57	0.625	236.13	0.375	142.68	0.75	282.35			0.5	189.57														

WELDED STEEL PIPES

Material Specification: EN 10255

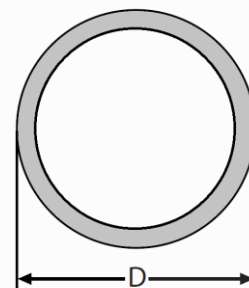


(Metric units)

Thickness	Nominal Size		Outside Diameter	Wall Thickness	Inside Diameter	Plain Ends		Threads & Coupling		Test Pressure		
	Class	mm				in	mm	mm	kg/m	kg/6m	kg/m	kg/6m
Light "A"		15	1/2	21.4	2	17.4	0.95	5.71	0.96	5.77	50	700
		20	3/4	26.9	2.35	22.2	1.41	8.46	1.42	8.52	50	700
		25	1	33.8	2.65	28.5	2.01	12.06	2.03	12.18	50	700
		32	1-1/4	42.5	2.65	37.2	2.58	15.48	2.61	15.66	50	700
		40	1-1/2	48.4	2.90	42.6	3.25	19.50	3.29	19.74	50	700
		50	2	60.2	2.90	54.4	4.11	24.66	4.18	25.08	50	700
		65	2-1/2	76.0	3.25	69.5	5.80	34.80	5.92	35.52	50	700
		80	3	88.7	3.25	82.2	6.81	40.86	6.98	41.88	50	700
		90	3-1/2	101.1	3.65	93.8	8.75	52.5	8.93	53.57	50	700
	100	4	113.9	3.65	106.6	9.89	59.34	10.2	61.2	50	700	
Medium "B"		15	1/2	21.7	2.65	16.4	1.22	7.32	1.23	7.38	50	700
		20	3/4	27.2	2.65	21.9	1.58	9.48	1.59	9.54	50	700
		25	1	34.2	3.25	27.7	2.44	14.64	2.46	14.76	50	700
		32	1-1/4	42.9	3.25	36.4	3.14	18.84	3.17	19.02	50	700
		40	1-1/2	48.8	3.25	42.3	3.61	21.66	3.65	21.9	50	700
		50	2	60.8	3.65	53.5	5.1	30.6	5.17	31.02	50	700
		65	2-1/2	76.6	3.65	69.3	6.51	39.06	6.63	39.78	50	700
		80	3	89.5	4.05	81.4	8.47	50.82	8.64	51.84	50	700
		100	4	114.9	4.5	105.9	12.1	72.6	12.4	74.4	50	700
		125	5	140.6	4.85	130.9	16.2	97.2	16.7	100.2	50	700
		150	6	166.1	4.85	156.4	19.2	115.2	19.8	118.8	50	700
		200	8	216.3	5.8	204.7	30.1	180.6	--	--	50	700
		250	10	267.4	6.6	254.2	42.4	254.4	--	--	50	700
		300	12	318.5	6.9	304.7	53	318	--	--	50	700
		350	14	355.6	7.9	339.8	67.7	406.2	--	--	50	700
	400	16	406.4	7.9	390.6	77.53	465.2	--	--	50	700	
	450	18	457.2	7.9	441.4	87.36	524.13	--	--	50	700	
	500	20	508	7.9	492.2	97.33	583.96	--	--	50	700	

WELDED STEEL PIPES

Material Specification: EN 10255



(Metric units)

Thickness	Nominal Size		Outside Diameter	Wall Thickness	Inside Diameter	Plain Ends		Threads & Coupling		Test Pressure		
	Class	mm				in	mm	mm	mm	kg/m	kg/6m	kg/m
Heavy "C"		15	1/2	21.7	3.25	15.2	1.45	8.7	1.46	8.76	50	700
		20	3/4	27.2	3.25	20.7	1.9	11.4	1.91	11.46	50	700
		25	1	34.2	4.05	26.1	2.97	17.82	2.99	17.94	50	700
		32	1-1/4	42.9	4.05	34.8	3.84	23.04	3.87	23.22	50	700
		40	1-1/2	48.8	4.05	40.7	4.43	26.58	4.47	26.82	50	700
		50	2	60.8	4.5	51.8	6.17	37.02	6.24	37.44	50	700
		65	2-1/2	76.6	4.5	67.6	7.9	47.4	8.02	48.12	50	700
		80	3	89.5	4.85	79.8	10.1	60.6	10.3	61.8	50	700
		100	4	114.9	5.4	104.1	14.4	86.4	14.7	88.2	50	700
		125	5	140.6	5.4	129.8	17.8	106.8	18.3	109.8	50	700
	150	6	166.1	5.4	155.3	21.2	127.2	21.8	130.8	50	700	